



Summary Feedback

(Combined feedback broadcasted multiple time this week)

PRE-RECORDED: Basildon FRCR 2B 'A to Zee' Course 2020

Session 19/36

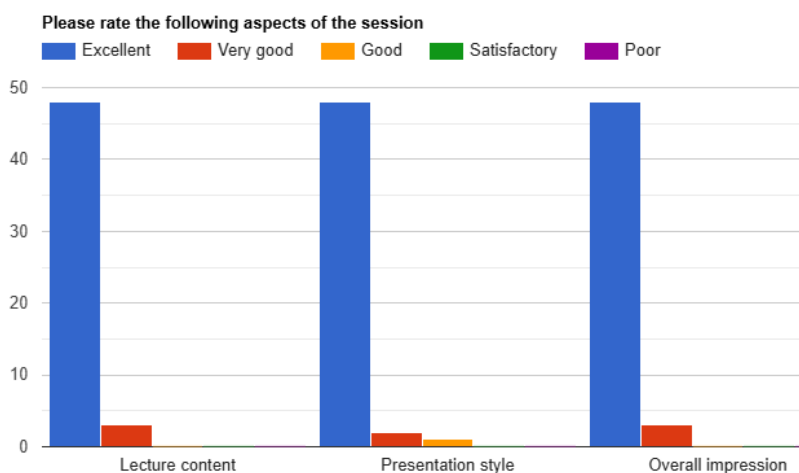
Paediatrics for FRCR: GIT Neonatal Bowel Obstruction, Neonatal Paediatric Liver and Paediatric Acute Abdomen

(6th & 7th June 2026)

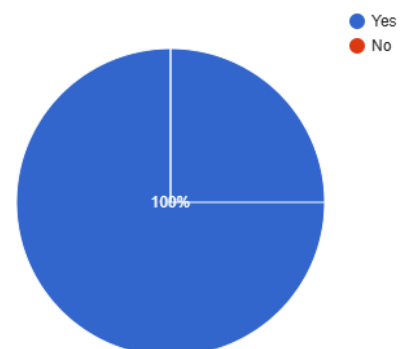
Lecturers: Samantha Low & Tobi Aderotimi

Summary Points:

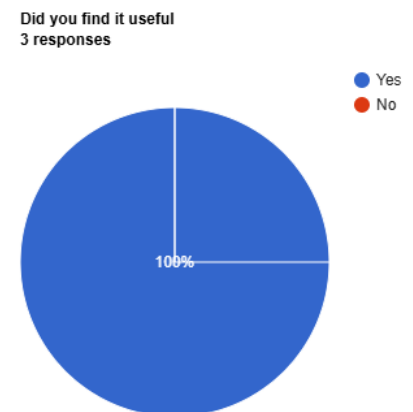
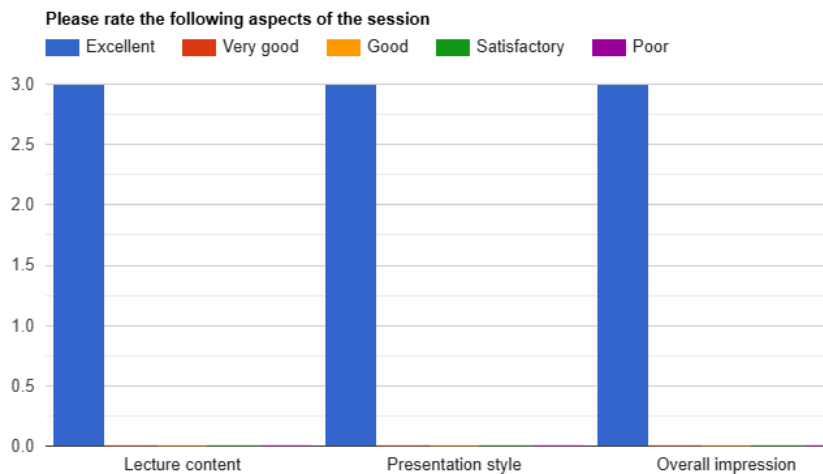
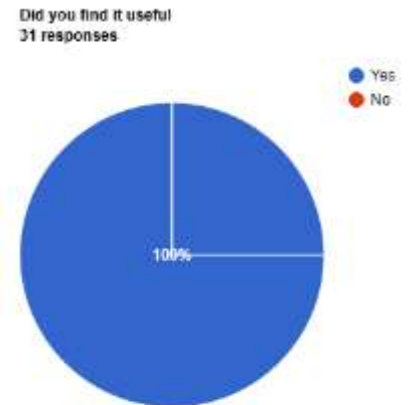
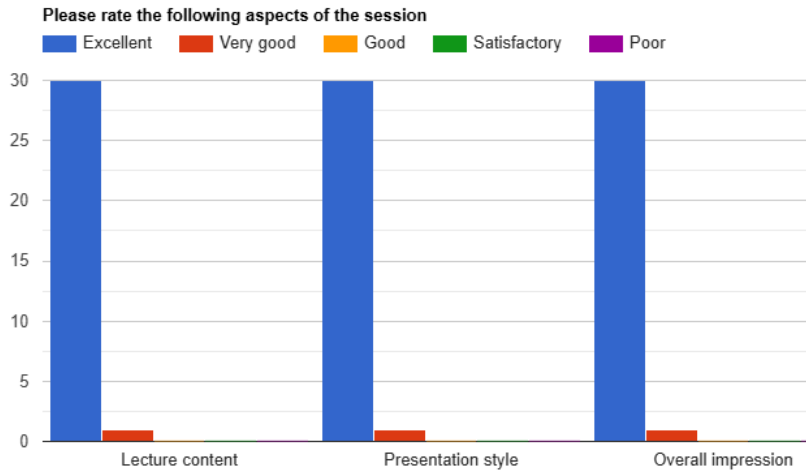
- Total Attendees: 303 from 30 Countries (Austria, Bangladesh, Egypt, Ethiopia, Ghana, Hong Kong, India, Indonesia, Iran, Iraq, Jordan, Kenya, Malaysia, Myanmar, Nepal, Nigeria, Pakistan, Saudi Arabia, South Korea, South Africa, Sri Lanka, Sudan, Swaziland, Thailand, Türkiye, UAE, UK, Yemen, Zimbabwe).
- Total duration: 3 hours (each session broadcasted thrice during the week)
- Total feedback received from 88 participants, from three different broadcasts



Did you find it useful
51 responses



Paediatrics for FRCR: GIT- Neonatal Bowel Obstruction, Neonatal Paediatric Liver and Paediatric Acute Abdomen



Testimonials

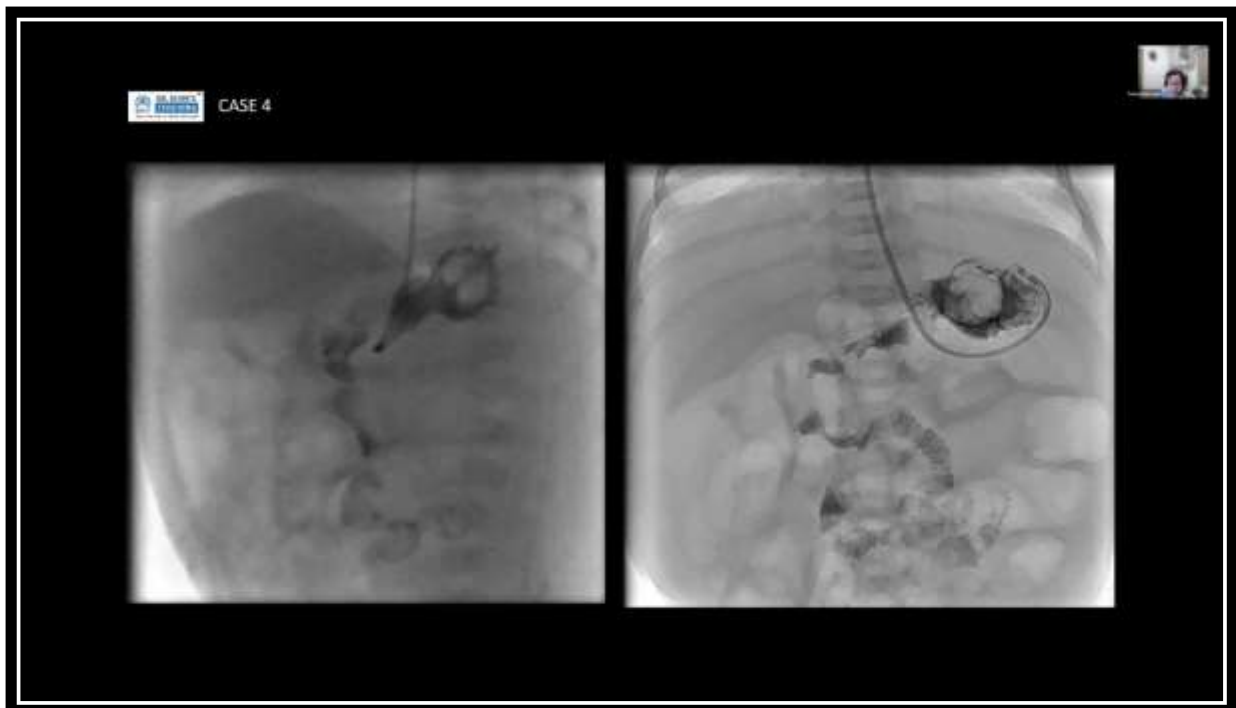
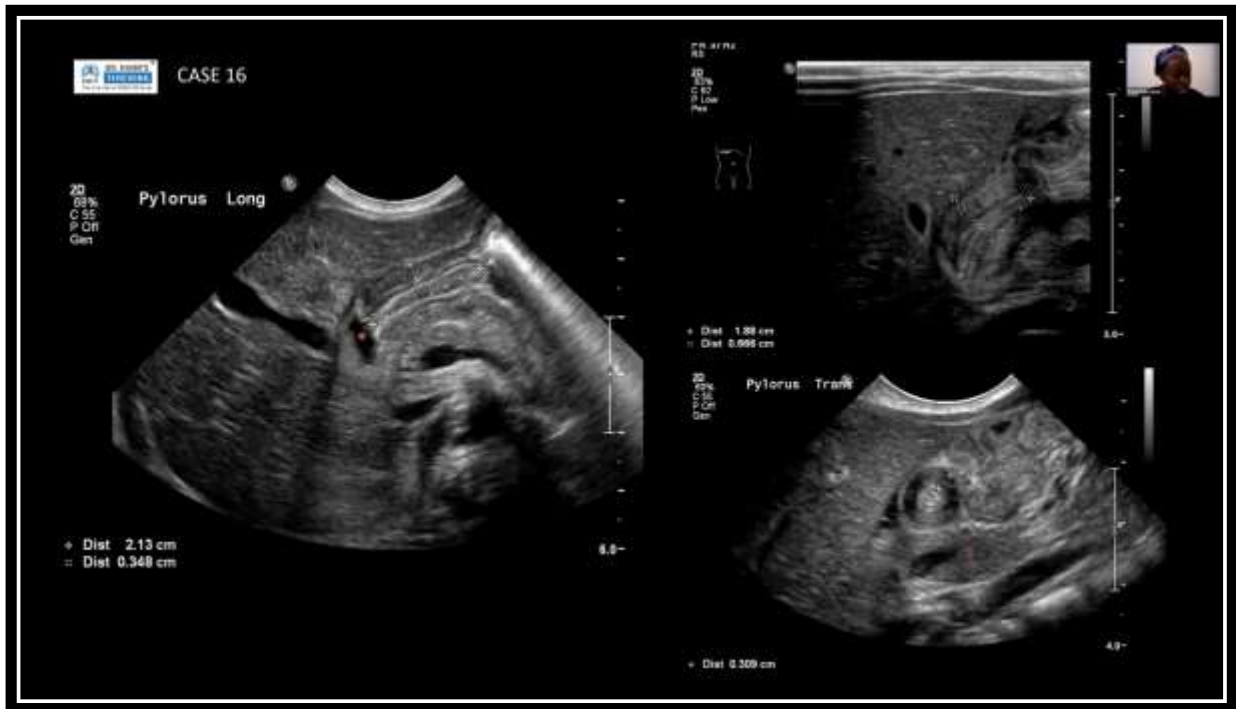
- The lecture was enjoyable and engaging in both its first and second parts. The first part, presented by Dr. Samantha, was excellent and covered the most important topics regarding intestinal obstruction in children, focusing on safe handling of these cases in daily life and during exams. It also highlighted key points for differentiating between the causes of intestinal obstruction. The second part of the lecture, presented by Dr. Tobi, was equally important and covered many crucial topics related to emergency cases that any radiologist might encounter in their practice and how to manage them safely. The most distinctive feature of these lectures is their sound reasoning approach and the development of a comprehensive and strong knowledge base presented in an engaging way. Many thanks to Dr. Khan and his guests for their efforts (Jordan).
- Every aspect of the lecture was valuable. Important details were highlighted and simplified (Nigeria).
- All the cases are very interesting. The lecturer's explanations and approach to thinking are extremely useful and excellent (Myanmar).

Paediatrics for FRCR: GIT- Neonatal Bowel Obstruction, Neonatal Paediatric Liver and Paediatric Acute Abdomen

- Very helpful and informative for my daily practice and getting ready for exams (South Africa).
- Loved Dr. Aderotimi's lecture, fabulous speaker! (UK).
- Case discussion is excellent, and the images are so clear. I wish I could save it and see it on repeat (Pakistan).
- Really enjoyed re-attendance of this great session, great cases with very important take home messages, many thanks to the brilliant teachers and DKT team (Egypt).
- Good summary of the GI pathologies in children (Austria).
- Valuable pediatric cases with great teachers (Ethiopia).
- Everything was amazing in a nutshell (India).
- Nice images with excellent descriptions (Saudi Arabia).
- Awesome forum to learn and improve radiology knowledge (Pakistan).
- Excellent topic (Pakistan).
- Excellent session (Pakistan).
- Very excellent and helpful session. Thank you Dr. Khan for your efforts (Jordan).
- Brilliant session (UAE).
- Both of the lecturers were excellent (UK).
- Very interesting session and well covered (Sudan).
- Very educative (Nigeria).
- Excellent session (Pakistan).
- It's good (Yemen).
- Very nice cases and well explained (Pakistan).
- Clear concepts about upper and lower GI contrast studies (Pakistan).
- Clear teaching points (UK).
- Excellent knowledge (Pakistan).
- Great presentation (UK).
- Very educative (Nigeria).
- Excellent! (Ethiopia).
- Very good session (UK).
- Beautiful teaching session (Nigeria).
- All perfect (South Africa).
- All aspects of this session were very useful (Pakistan).
- Nice lecture, informative and well organized (Egypt).
- Cases were good (Sri Lanka).
- Really useful topic for 2B (UK).
- A variety of good cases (Pakistan).
- Excellent teaching points (Sudan).
- It was all good overall (South Africa).
- Excellent session (UK).
- Concise explanations (Malaysia).
- Good cases (UK).
- Very nice lecture and great teaching cases (Saudi Arabia).
- Time management and case selection were excellent (Pakistan).
- All aspects were useful (UK).
- Very detailed (India).
- Almost complete pediatric imaging is covered now (Pakistan).
- Excellent cases and explanations (Myanmar).

Paediatrics for FRCR: GIT- Neonatal Bowel Obstruction, Neonatal Paediatric Liver and Paediatric Acute Abdomen

- Great paediatric cases (UAE).
- All of it was useful (Sudan).
- Everything was useful (India).
- Excellent cases and discussions (India).



=====XX=====XX=====